
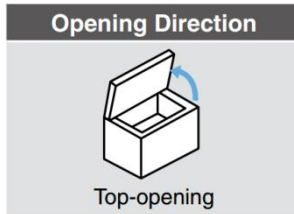


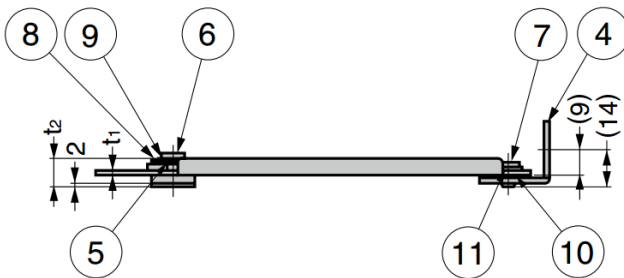
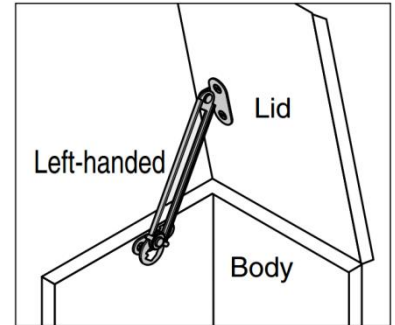
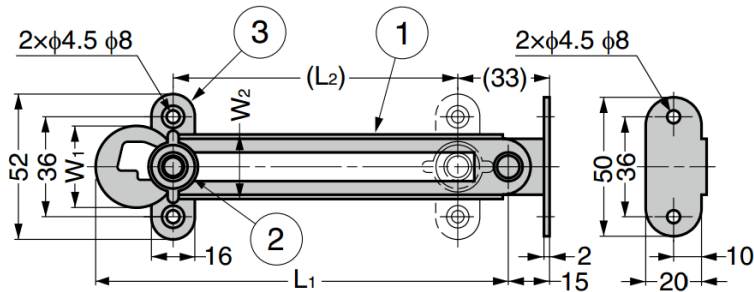
## GS-9 Lid Stay

Top opening



### Features

- Available in 3 sizes for top opening application



Right-handed type shown

No.	Part Name	Material	Finish
①	Rail Arm	Stainless Steel (SUS304)	Barrel Polished
②	Rotary		
③	Base Plate		
④	Bracket	Stainless Steel (SUS303)	-
⑤	Spring		
⑥	Shaft A	PA	-
⑦	Shaft B		
⑧	Washer		
⑨	N Washer	PA	-
⑩	N Washer		
⑪	N Washer		

Part No.	Type	L <sub>1</sub>	L <sub>2</sub>	W <sub>1</sub>	W <sub>2</sub>	t <sub>1</sub>	t <sub>2</sub>
GS-91R	Right-handed	277	231	30	24	2	11
GS-91L	Left-handed						
GS-92R	Right-handed	198	153	28	23	1.5	10.5
GS-92L	Left-handed						
GS-93R	Right-handed	150	105	28	23	1.5	10.5
GS-93L	Left-handed						